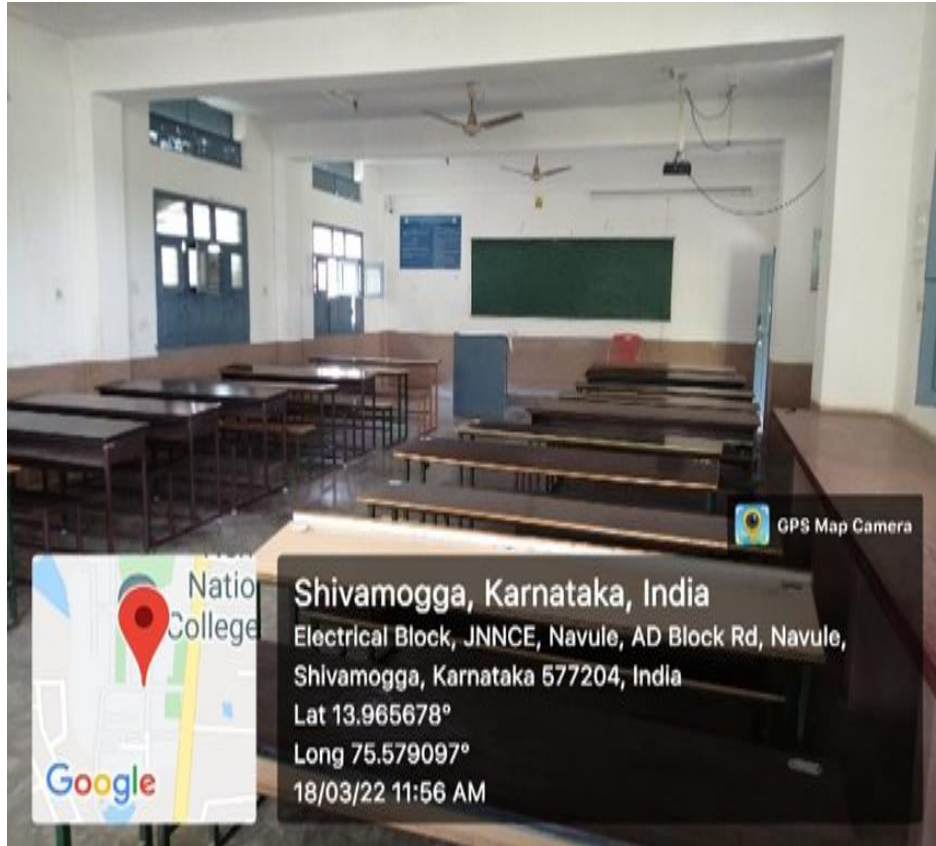


Department of Civil Engineering, Shimoga

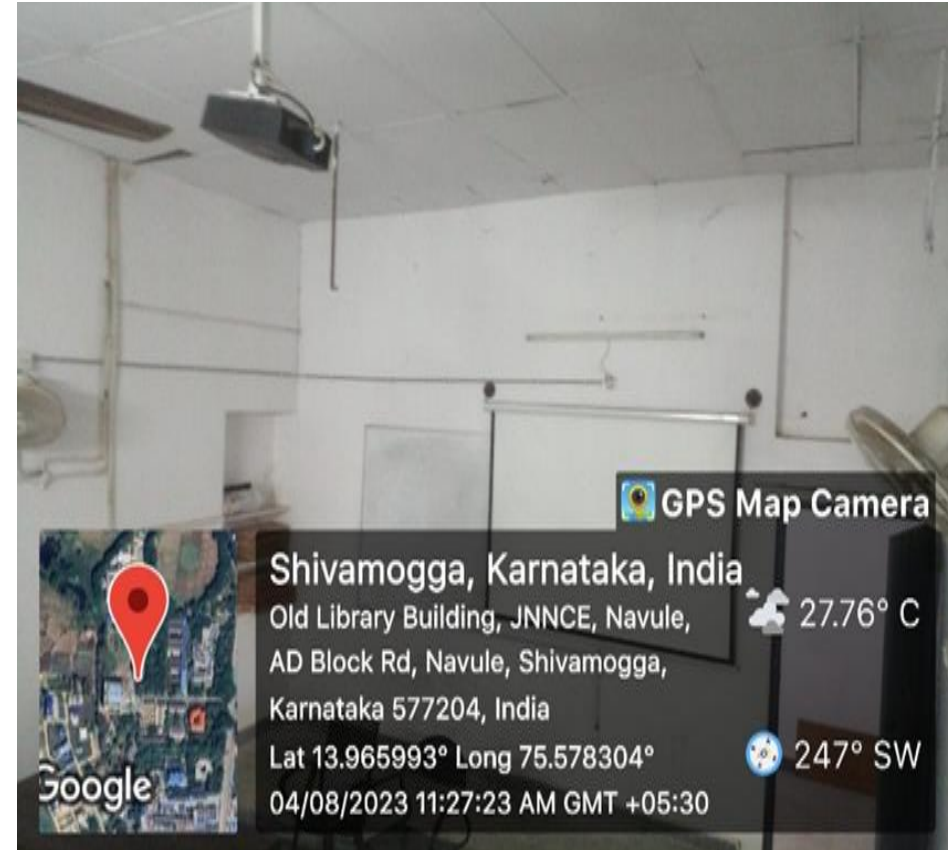
Dept. Class room Details

SL.No	Name of the class room	facilities available (ICT)	Geo tagged photo of each class room	Total no of class rooms available	Name of the Seminar hall	Facilities available	Geo tagged photo of seminar room
1.	OB105	LCD Projectors, Projector Screen Student table ,Fan and tube.	Pic-1	Total Class Room 08	Sir MV Seminar Hall	Computer, Networking White board, Projector & screen, sound system, 80 cushion chair	Pic-9
2.	OB201	LCD Projectors, Projector Screen Student table ,Fan and tube.	Pic-2				
3.	OB202	LCD Projectors, Projector Screen Student table ,Fan and tube.	Pic-3				
4.	OB203	LCD Projectors, Projector Screen Student table ,Fan and tube.	Pic-4				
5.	OB204	LCD Projectors, Projector Screen Student table ,Fan and tube.	Pic-5				
6.	OB205	LCD Projectors, Projector Screen Student table ,Fan and tube.	Pic-6				
7.	CTM100	Student table ,Fan and tube.	Pic—7				
8.	CTM101	LCD Projectors, Projector Screen Student table ,Fan and tube.	Pic—8				

Pic-1: OB105



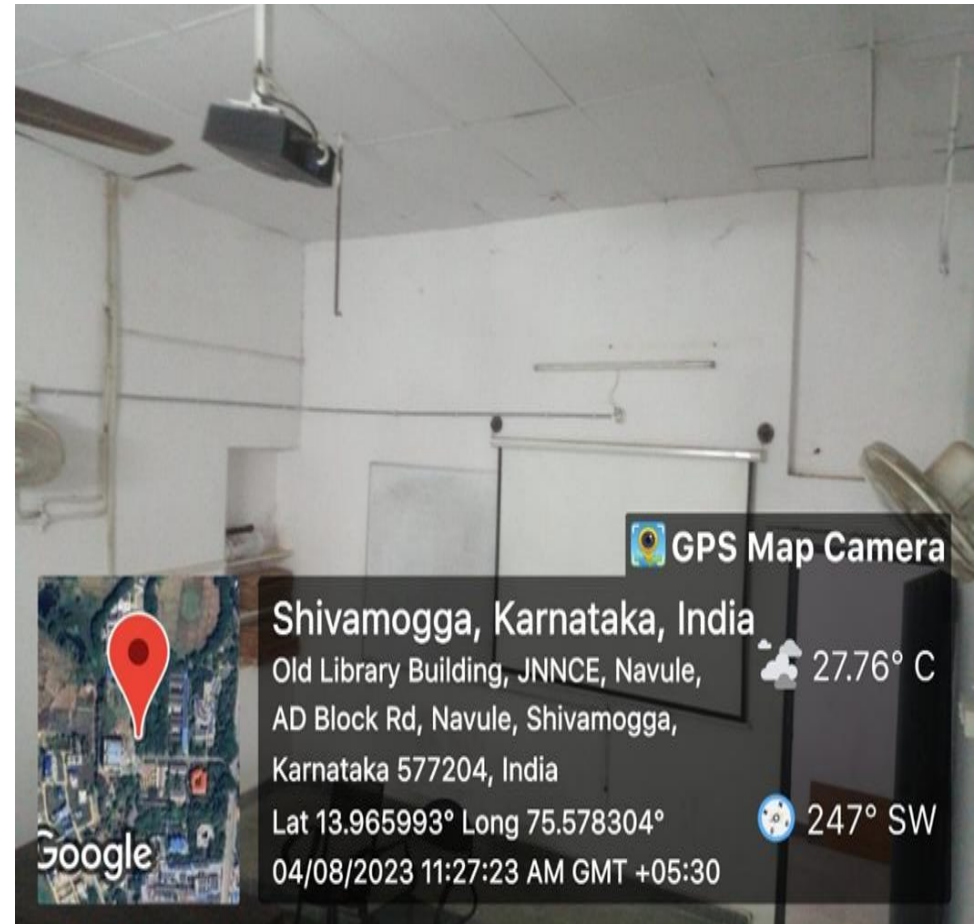
Pic-2: OB 201



Pic-3: OB202



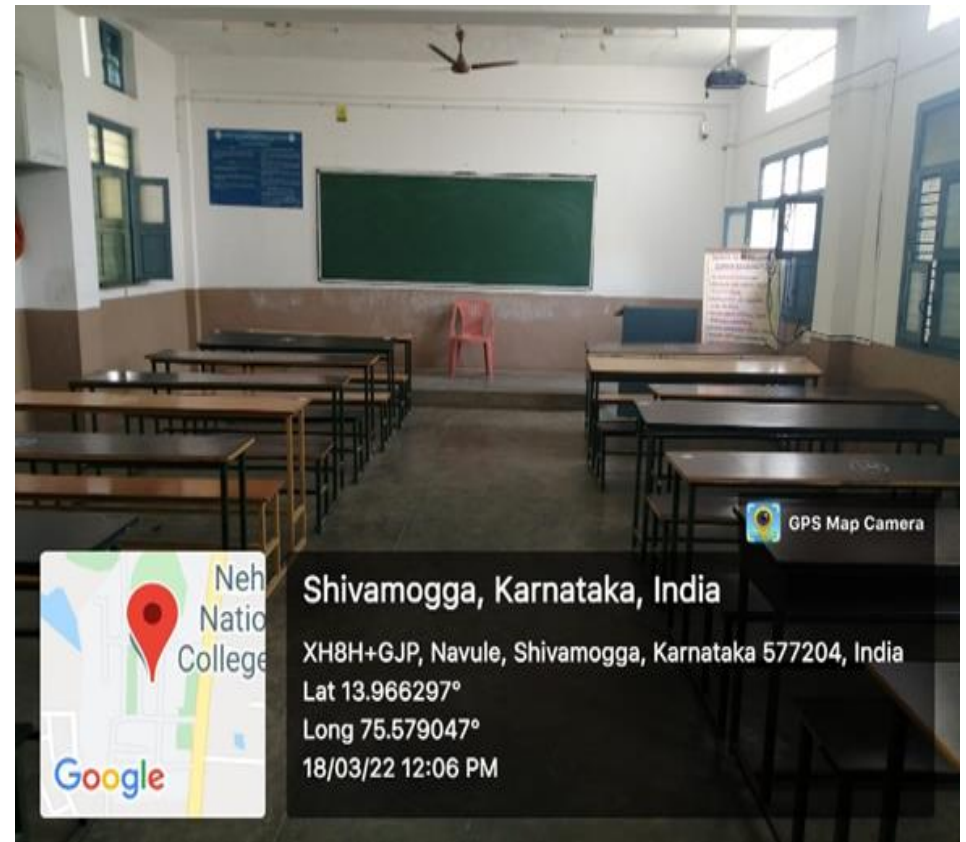
Pic-4: OB203



Pic-5: OB204



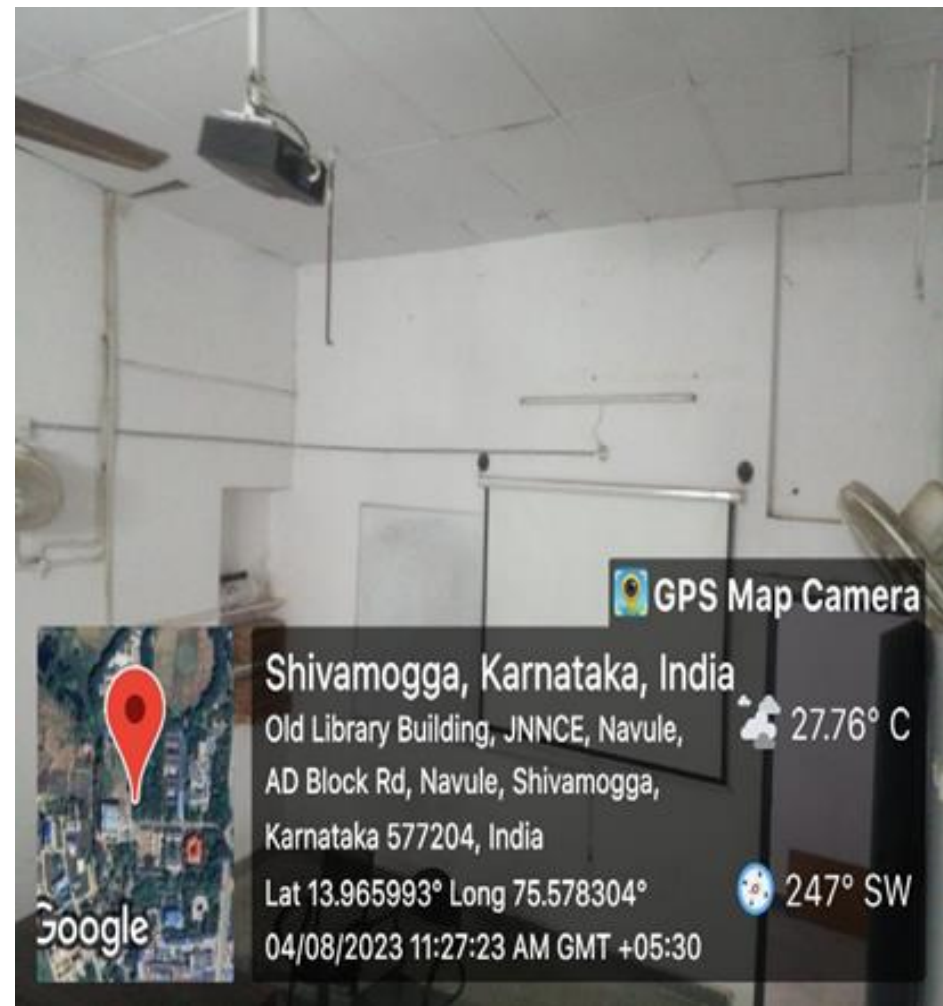
Pic-6: OB205



Pic-7: CTM100



Pic-8: CTM101



Pic-9: Sir MV Seminar Hall



Department of Civil Engineering, Shimoga			
Dept. Lab Details			
SL.No.	NAME of Lab	Geotagged Photo	Total no of Labs
1	Industry Sponsored Research and Funded Project Laboratory.	Photo-10	Total No of Labs 09
2	Fluid Mechanics and Hydraulics Machines Laboratory.	Photo-11	
3	Model Laboratory.	Photo-12	
4	Material Testing Laboratory.	Photo-13	
5	Geotechnical Engineering Laboratory.	Photo-14	
6	Survey Stores.	Photo-15	
7	Environmental Engineering Laboratory.	Photo-16	
8	Computer Aided Design Laboratory.	Photo-17	
9	Applied Engineering Geology Laboratory.	Photo-18	

Photo-10: Industry Sponsored Research and Funded Project Laboratory.



Photo-11 Fluid Mechanics and Hydraulics Machines Laboratory.



Photo-12: Model Laboratory.



Photo-13: Material Testing Laboratory



Photo-14: Geotechnical Engineering Laboratory.



Photo-15: Survey Stores.

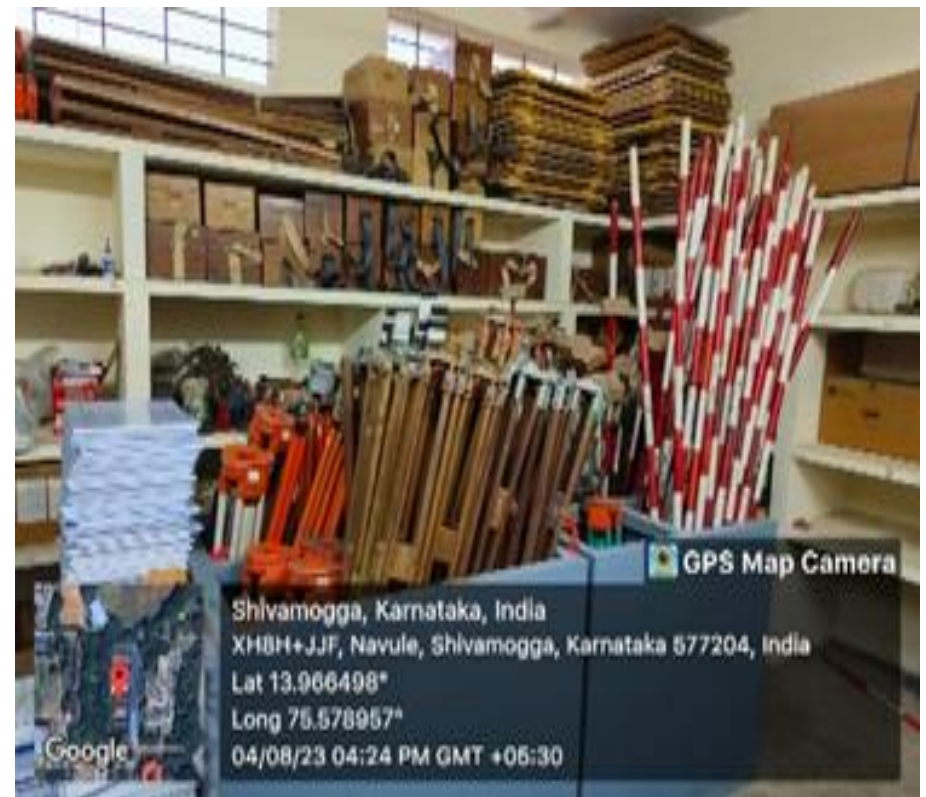


Photo-16: Environmental Engineering Laboratory.



Photo-17: Computer Aided Design Laboratory.



Photo-18: Applied Engineering Geology Laboratory.

